

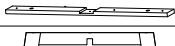











ASSEMBLY INSTRUCTIONS

MODEL : LWM(CR)11115(X8)32

ITEM	PART NAME	QTY's
1	Table Top 	1
2	Top Support UP 	1
3	Top Support DOWN 	1
4	Table Leg UP 	1
5	Table Leg DOWN 	1

ITEM	HARDWARE LIST	DESCRIPTION	QTY's
A	Allen Key M4 x 65		1
B	JCBC M6 x 40 mm		4
C	Spring Washer M6		5
D	Flat Washer M6		4
E	CSK M4 X 30		8
F	Adjuster Button		4
G	JCBC M6 x 50 mm		1

