

ASSEMBLY INSTRUCTION



A

B

C

D

E

F



4PCS



4PCS



4PCS



1PC




1PC



4PCS

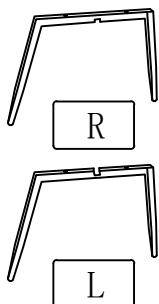


①



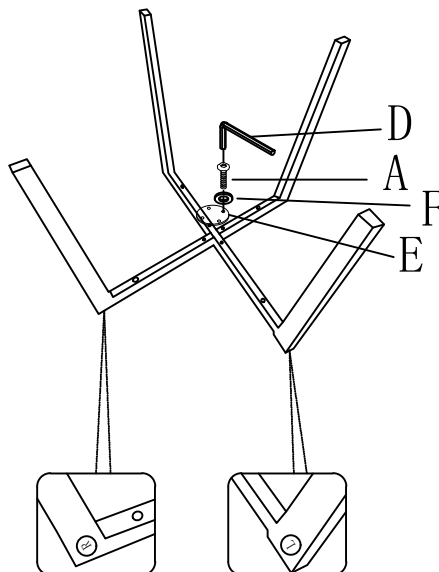
X 1

②

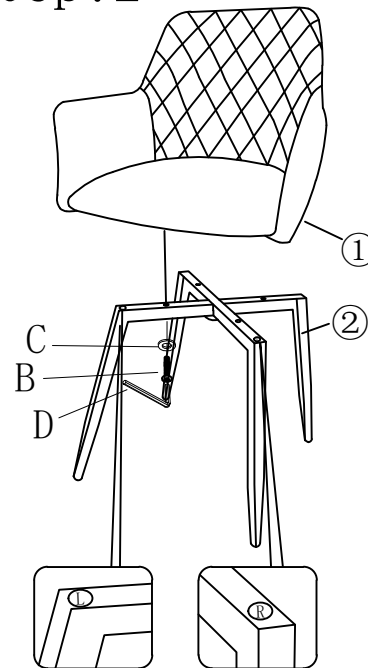


X 1

Step:1



Step:2



There is a mark "L", please keep it in the front

There is a mark "R", please keep it in the front

